



PASSAT
INNOVATIONS



Geotra

About company

PassatInnovations LLC is a product IT-company from Belarus (Soligorsk).

The main activity is the development of information and analytical products that allow the efficient operation of production assets of industrial enterprises.

We are part of the PASSAT holding. Holding PASSAT is operating in the mining and chemical industry for 30 years, collaborating with enterprises in Belarus, Russia, Kazakhstan and Uzbekistan.

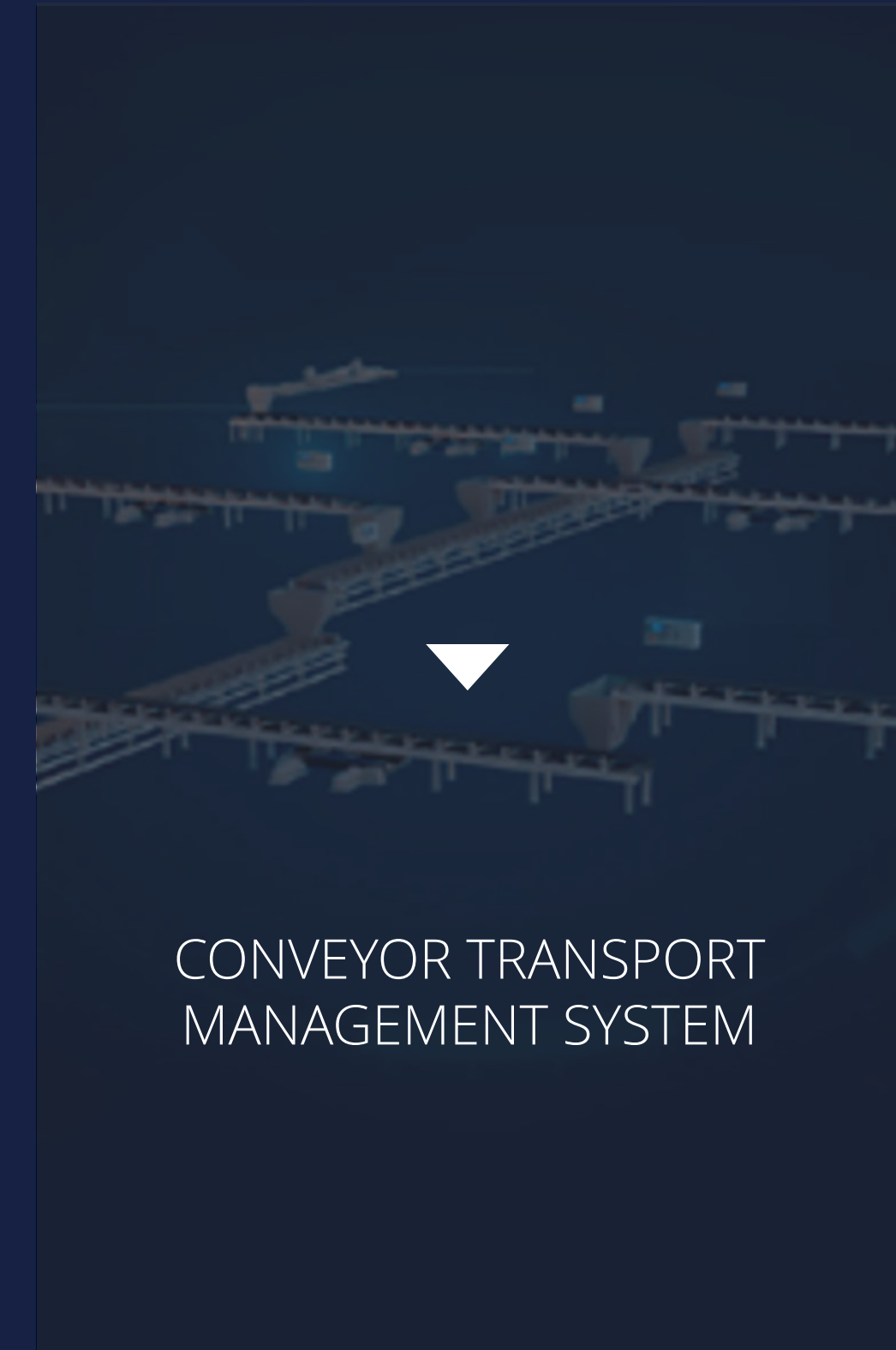
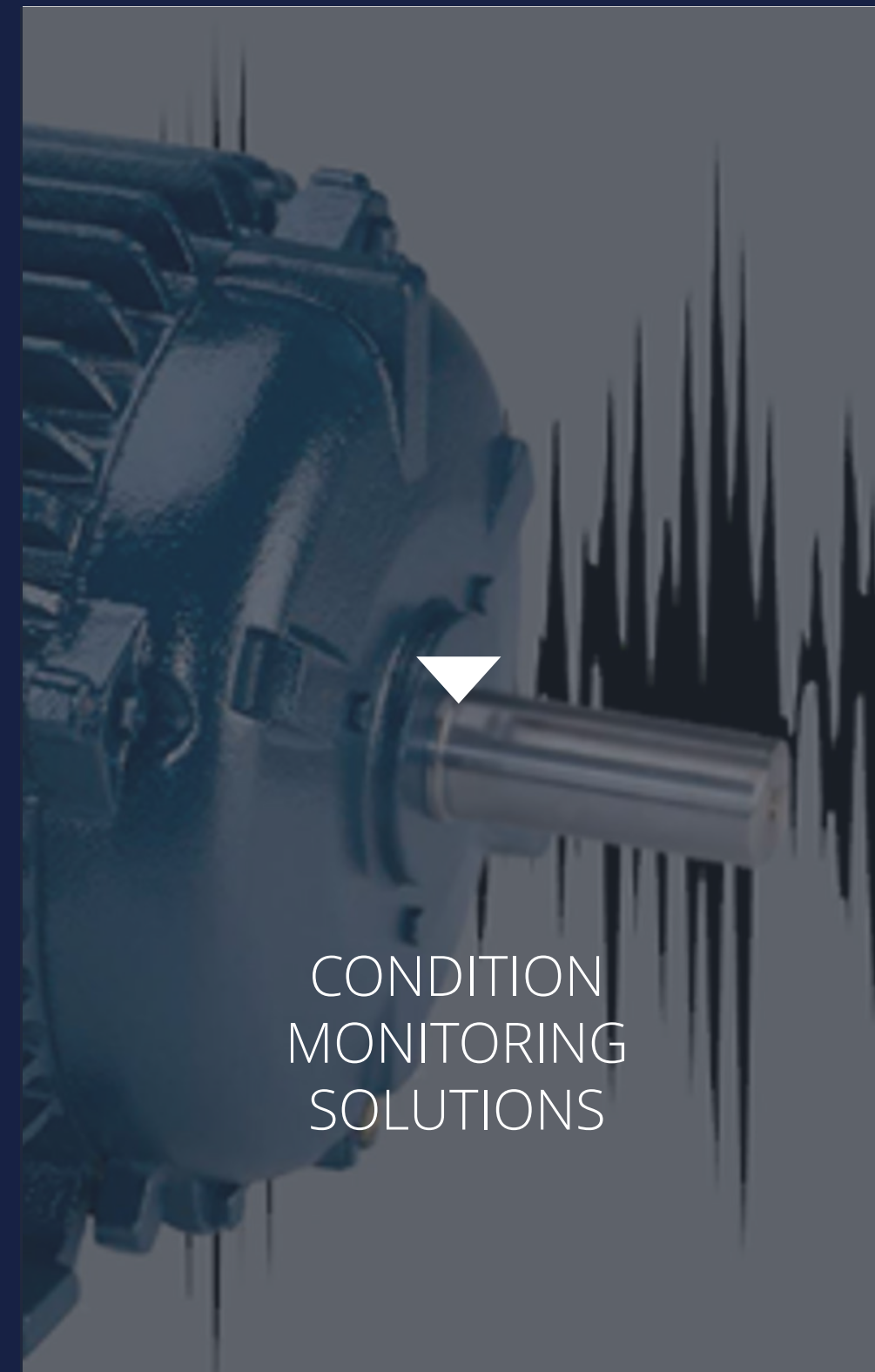
Our company works closely with specialists from mining and chemical enterprises, which allows us to take into account all the wishes and recommendations of operating personnel.

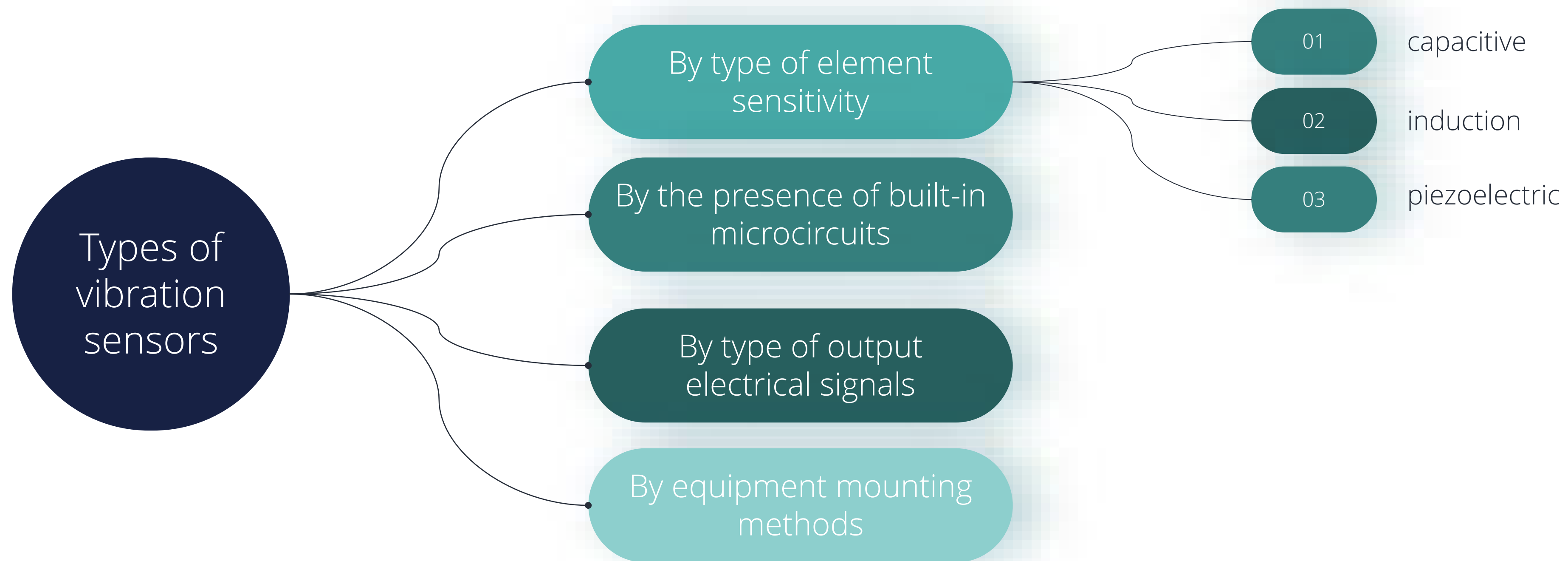


PASSAT
INNOVATIONS

Our developments are the basis of smart enterprises

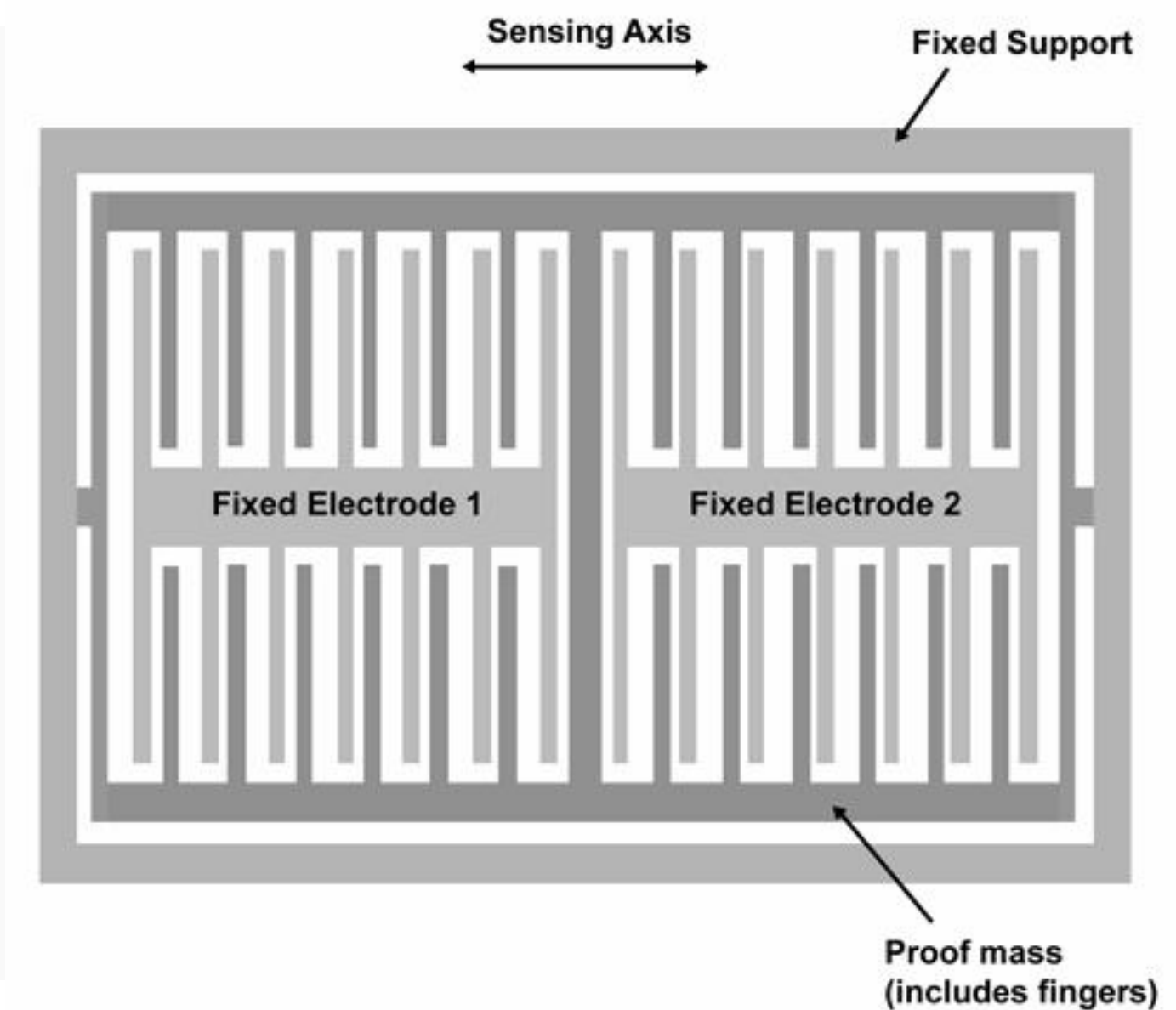
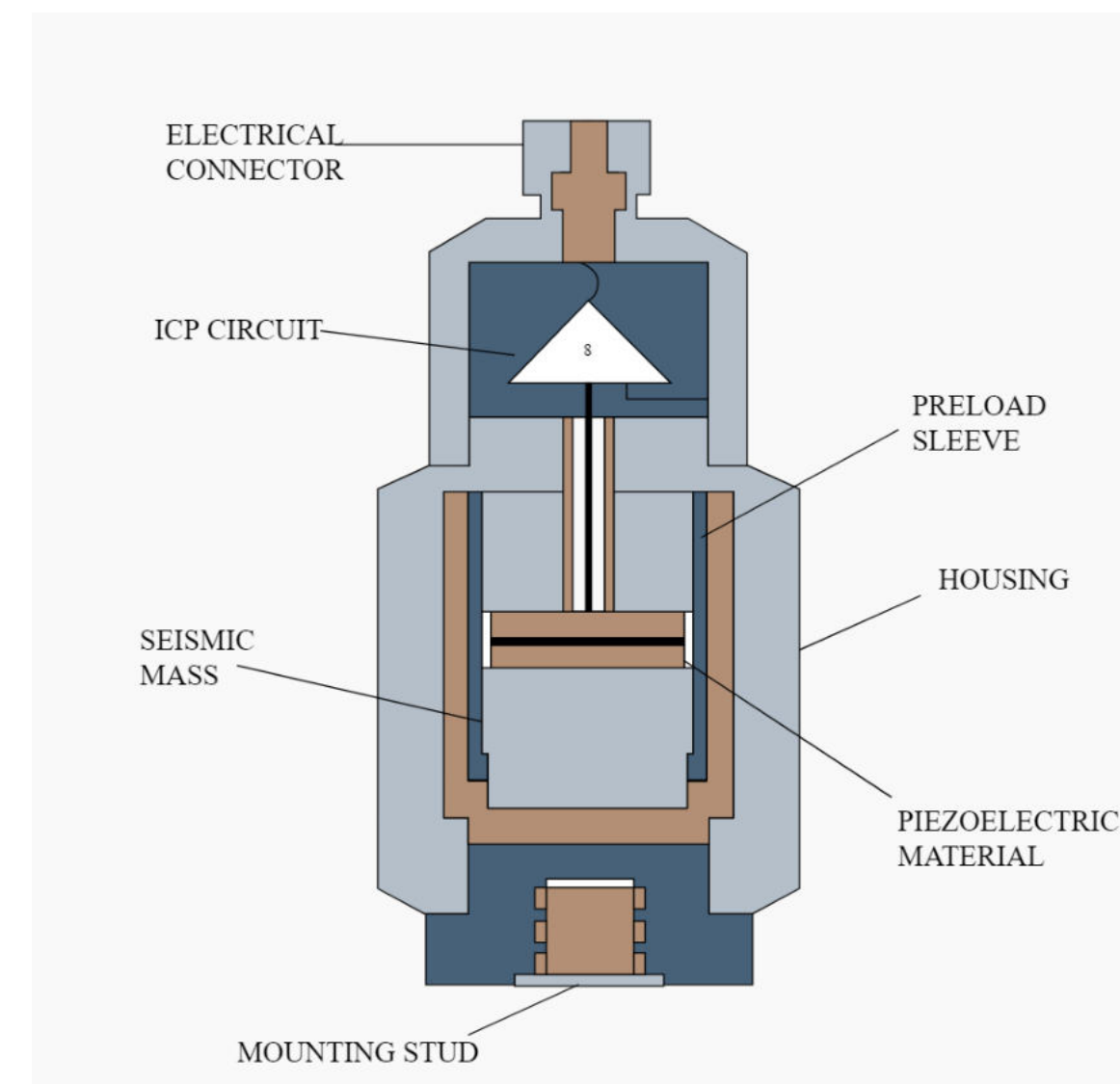
Our activity





The main thing in a vibration sensor is the sensitive element.

Each type of measuring transducer has its own advantages and disadvantages.





Vibration and temperature sensor VTS-3D

Advantages of VTS-3D over analog sensors

Plug and play connectivity

Transmission line length

Noise immunity



Software Update, new opportunities

Self-diagnosis capability

Multipoint interface

Support for industrial communication protocols

Vibration and temperature sensor VTS-3D



designed for monitoring vibration and temperature characteristics of industrial equipment.

The sensor can be used:

- as part of distributed systems for monitoring the condition of machines and mechanisms,
- as an autonomous means of emergency protection.

provides

indication of the temperature of the surface on which the sensor is installed




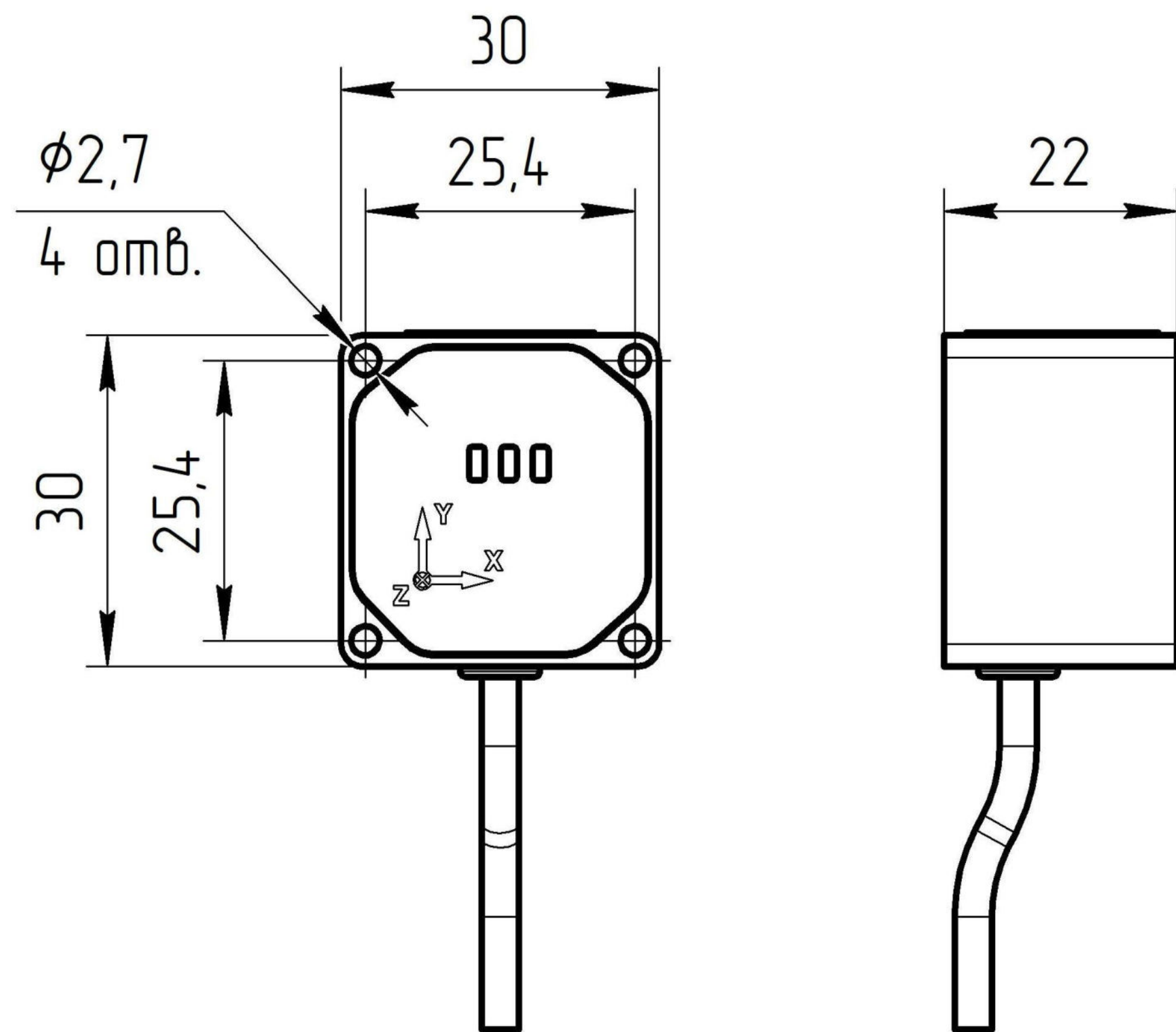
On three axes:

- RMS vibration acceleration,
- RMS vibration velocity,
- RMS vibration displacement,
- signal range,
- crest factor,
- frequency with maximum amplitude

Main characteristics of the sensor VTS-3D


Parameters and characteristics	Value
Type of supply voltage	DC
Supply voltage, V	9 – 36
Power consumption, no more, W	0.25
Sensor type	MEMS
Number of axes	3
Frequency band for measuring vibration accelerations, no worse, Hz	5000
Measurement of integral vibration characteristics in frequency bands, Hz:	
RMS vibration acceleration	10 – 3000
RMS vibration velocity	10 – 1000
RMS vibration displacement	10 - 200
Number of temperature sensors	1
Temperature measurement range, °C	-40 - +80
Communication Interfaces:	
- type	RS485
- maximum transmission speed, bit/s	115200
- galvanic isolation	No
- impulse noise protection	Yes
- built-in terminal resistor	No
Overall dimensions, no more, WxHxD mm	30x22x30
Fastening	pin, magnet
Degree of protection against dust and moisture, no worse	IP68
Ambient temperature, °C	-40 - +80
Design	general industrial

VTS-3D dimensions



Types of fastening


Magnetic mount



Stud mount



Connection options of VTS-3D



Free service software

Supported protocols:

- Modbus RTU
- Modbus TCP

VTS-3D

Protocol Modbus

Modbus RTU
 Modbus TCP
 Modbus RTU
 COM1 – ПОСЛЕДОВАТЕЛЬНЫЙ ПО

Modbus ID 1 Search

Baudrate 57600

None Parity 1 Stop bit

Connect

PassatInnovation Ltd.

factory №1 **VTS-3D**

Т° acc: 23.2°C Т° bot: 25.6°C Т° top: 28.3°C

Axis	X	Y	Z
Acceleration, m/s ²	0.04	0.06	0.04
Velocity, mm	0.1	0.1	0.2
Displacement, μm	0.6	0.9	3.1
High frequency, Hz	200	200	9
Peak to peak, m/s ²	0.8	0.8	0.8
Peak factor	8.8	6.9	10.3

v.1.0.3 PassatInnovation Ltd.



Parameters

factory №1 **VTS-3D**

Т° acc: 23.3°C Т° bot: 25.7°C Т° top: 28.3°C

Axis	X	Y	Z
Acceleration, m/s ²	0.05	0.06	0.05
Velocity, mm	0.2	0.1	0.2
Displacement, μm	1.9	2.7	3.4
High frequency, Hz	9	9	62
Peak to peak, m/s ²	0.8	0.9	0.8
Peak factor	8.7	8.0	7.5

Theme

About v.1.0.3 PassatInnovation Ltd.

factory №1 **VTS-3D**

Т° acc: 23.3°C Т° top: 28.3°C

Axis X Y Z

Acceleration, m/s² 0.05 0.05 0.05

Velocity, mm 0.1 0.1 0.1

Displacement, μm 0.9 0.9 0.9

High frequency, Hz 78 78 78

Peak to peak, m/s² 1.2 1.2 1.2

Peak factor 10.6 10.2 13.2

v.1.0.3 PassatInnovation Ltd.

Device settings

Modbus ID 1

Baudrate 57600

Parity None Parity

Stopbits 1 Stop bit

Float num representation AB CD



Save Reboot

PassatInnovation Ltd.

Case Study: conveyor METSO



Case Study: conveyor METSO (Pitract)



Vibration monitoring solutions

Portable



Portable solution

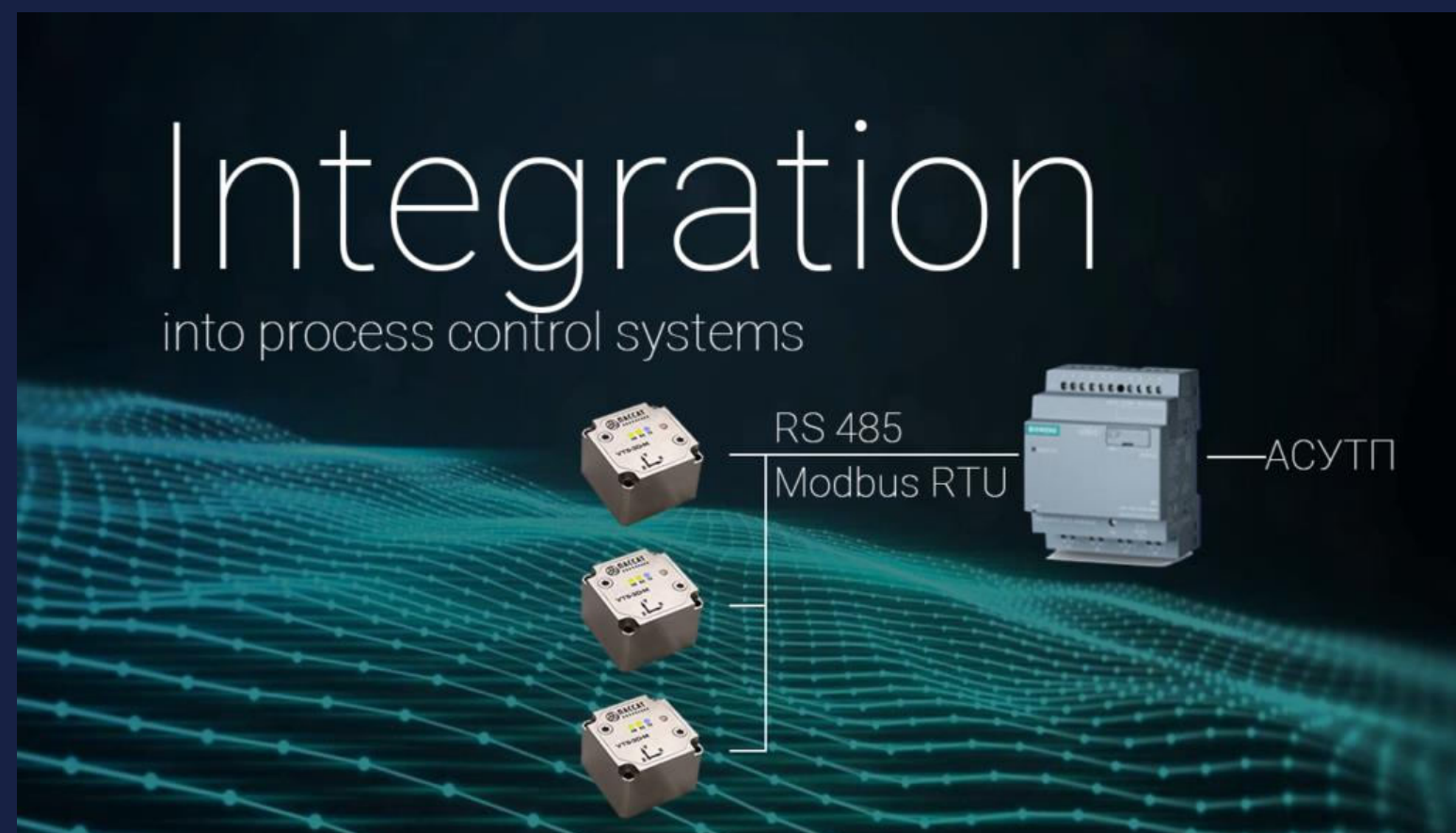
Local



Local solution

Integration

into process control systems



APCS integration

Monitoring system



Equipment health monitoring system EMMADIS

Система EMMADIS

ПАССАТ ИННОВАЦИИ

Технологический объект

Журнал событий



Ново Нордиск ...

- M30 (привод м...)
- M60 (привод м...)
- VTS #2
- M01 (привод м...)
- M06 (насос вод...)
- Вакуумный нас...
- Вакуумный нас...

Нет связи с датчиком:

- VTS #3
- VTS #4
- VTS #5

ПАССАТ ИННОВАЦИИ

Состояние узла

Журнал событий

Архивные данные | Активные данные

Третьоктавный спектр, ось Z

м/с² dB



02.12.2022, 14:00:54

8000 Гц

- Третьоктавный спектр 95.793 дБ
- Средний уровень 98.000 дБ
- Критический уровень 108.000 дБ

Нет связи с датчиком:

- VTS #3
- VTS #4
- VTS #5

ПАССАТ ИННОВАЦИИ


Состояние узла

Журнал событий | Система конфигурации

Архивные данные | Активные данные

Панель управления

Побочная ось x | Побочная ось y | Основная ось z



Ось x: Виброускорение в м/с² (1.20) | 3.68 | 5.44

Ось y: Виброускорение в м/с² (1.8) | 3.68 | 5.44

Ось z: Виброускорение в м/с² (1.20) | 3.68 | 5.44

График третьоктавных спектров виброускорения

2022-03-29 17:29

Белорусский ЗРУ

- Отделение дробления
- Конвейер METSO
- Стойка #459
- VTS 262
- Стойка #455 / 45
- Стойка #456 / 44
- Стойка #458
- Стойка #457 / 43
- Стойка #460
- Насос Egger ES 10-250
- Отделение флотации
- Отделение сушки

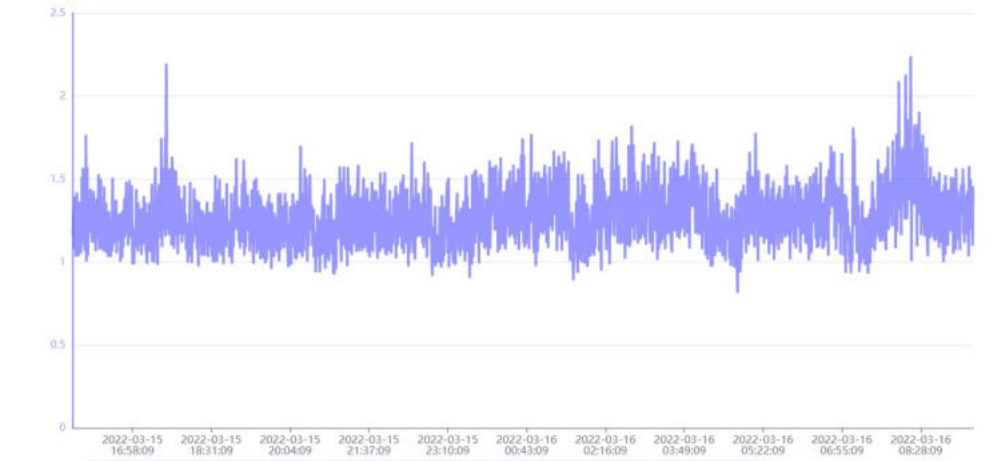
ПАССАТ ИННОВАЦИИ

Состояние узла

Журнал событий | Система конфигурации

Архивные данные | Активные данные

DKZ ось z



От: 2022-03-15 15:25:09 До: 2022-03-16 15:24:56

Белорусский ЗРУ

- Отделение дробления
- Конвейер METSO
- Стойка #459
- VTS 262
- Стойка #455 / 45
- Стойка #456 / 44
- Стойка #458
- Стойка #457 / 43
- Стойка #460
- Насос Egger ES 10-250
- Отделение флотации
- Отделение сушки


ПАССАТ ИННОВАЦИИ

Состояние узла

Журнал событий | Система конфигурации

Архивные данные | Активные данные

СКЗ ось z

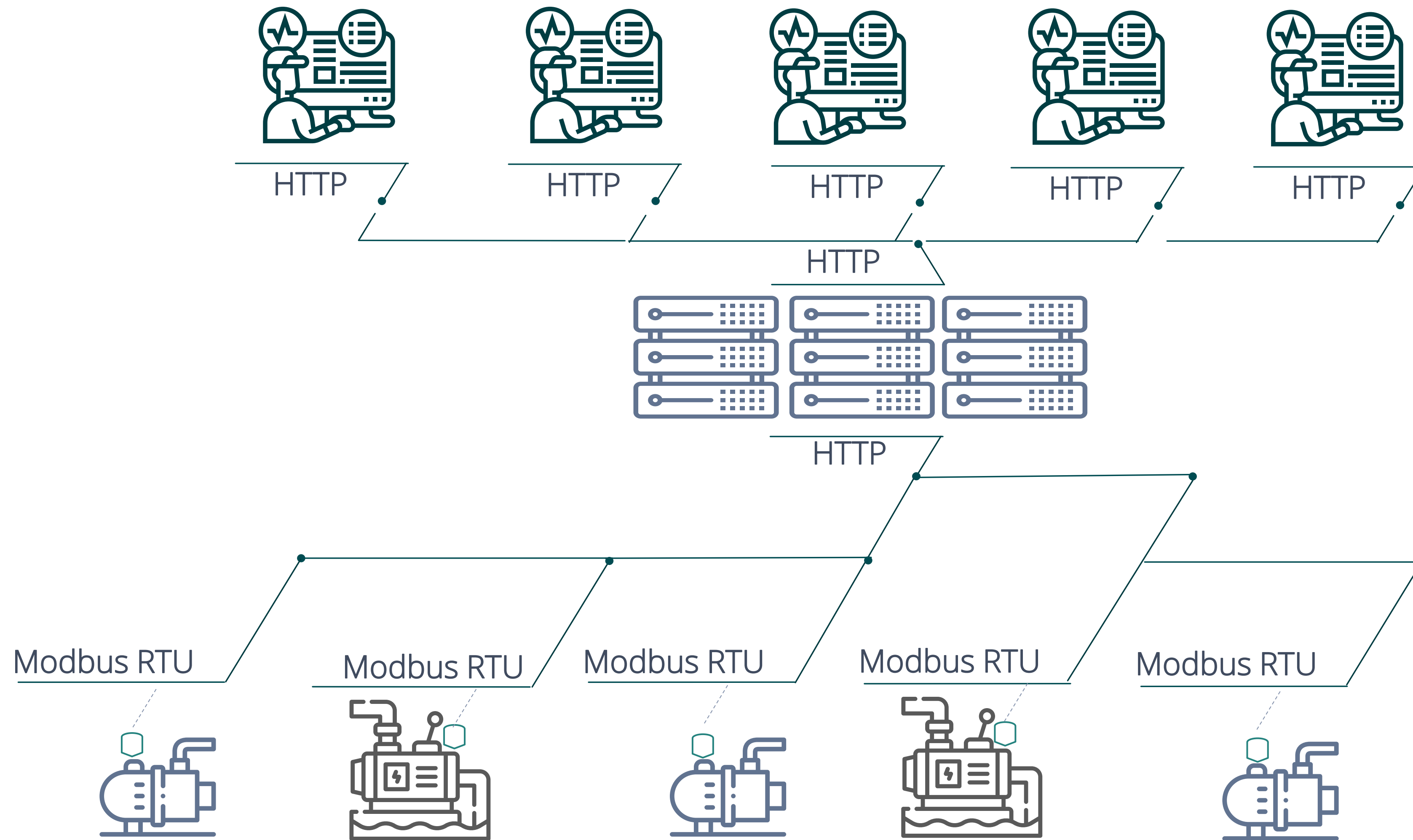


От: 2022-03-15 15:25:09 До: 2022-03-16 15:24:56

Белорусский ЗРУ

- Отделение дробления
- Конвейер METSO
- Стойка #459
- VTS 262
- Стойка #455 / 45
- Стойка #456 / 44
- Стойка #458
- Стойка #457 / 43
- Стойка #460
- Насос Egger ES 10-250
- Отделение флотации
- Отделение сушки

Scheme of building a monitoring system





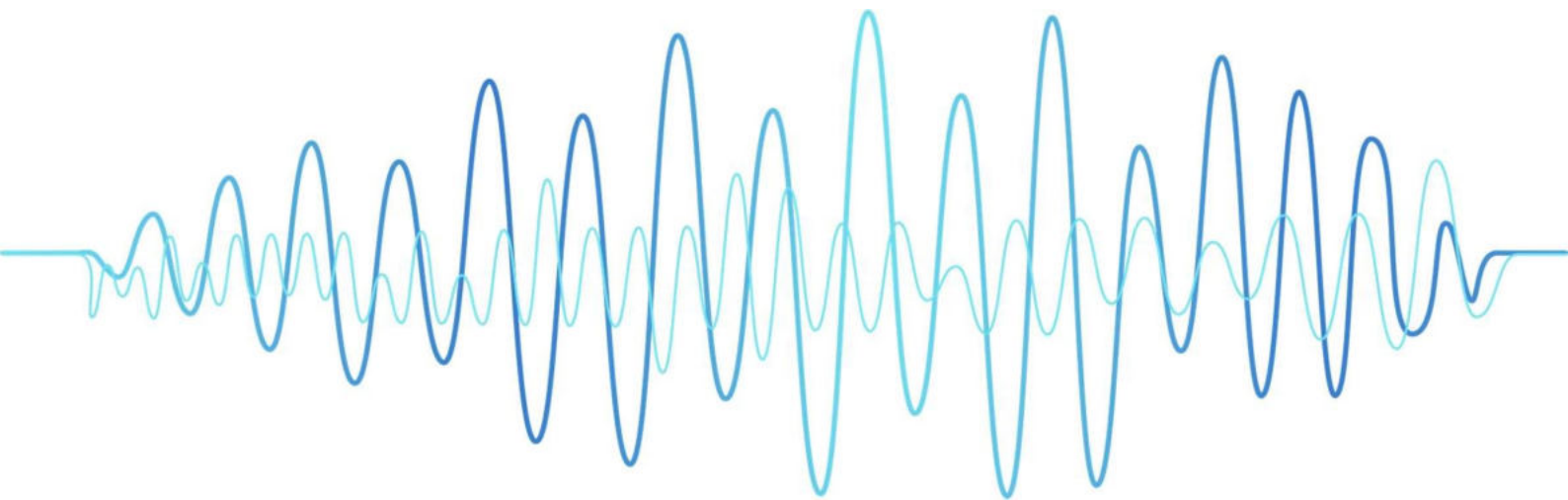
PASSAT
INNOVATIONS

PassatInnovations LLC
Republic of Belarus, Minsk region,
Soligorsk, Mira Ave., 12a

Pavel Burik
+375 44 4658610 (Viber, WhatsApp)
p.burik@passat-group.by

Equipment health monitoring System EMMADIS

White Paper



Introduction

Vibration monitoring is an effective way to detect the pre-emergency condition of the operating equipment.

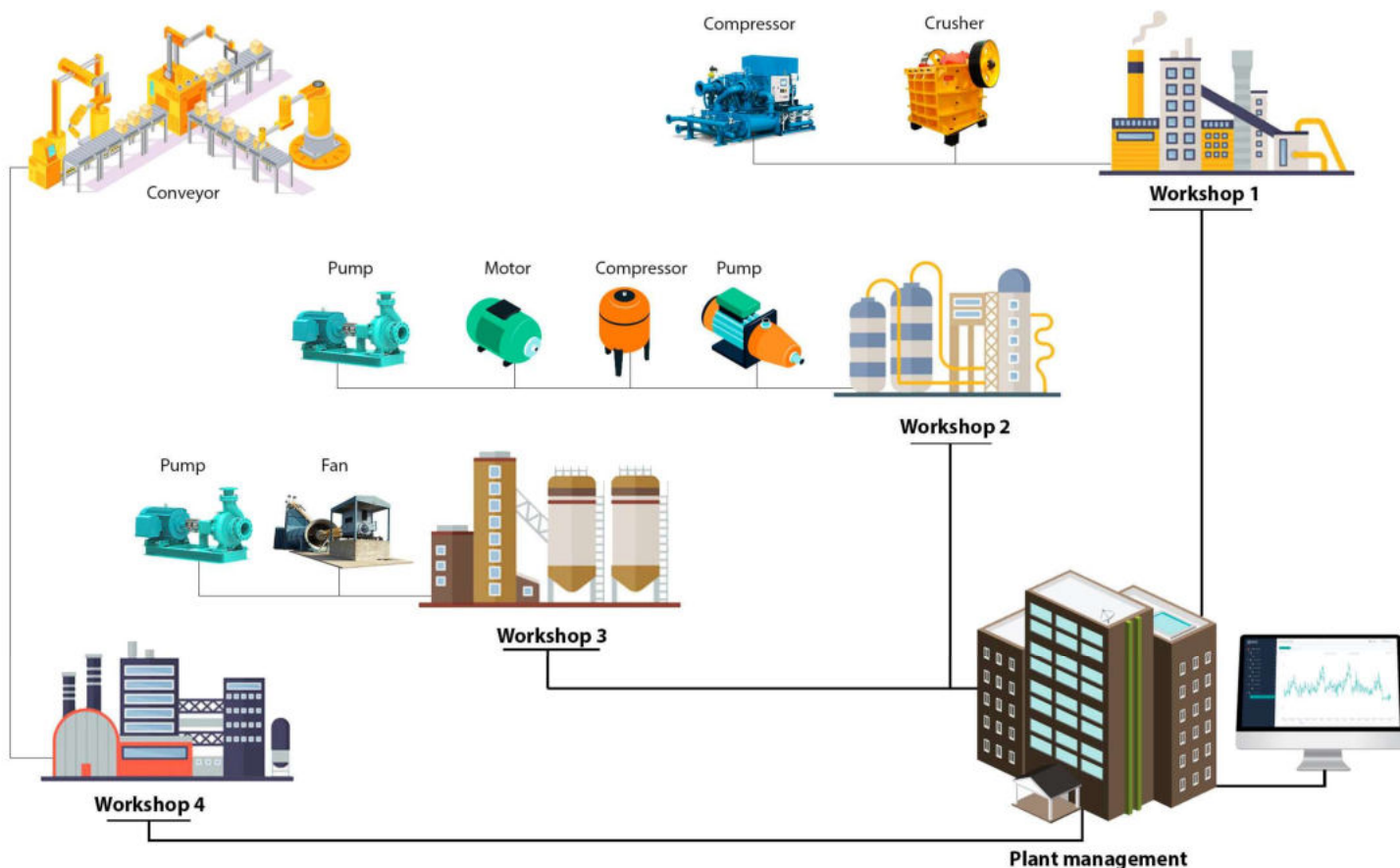
The efficiency and competitiveness of enterprises operating a significant number of machines and equipment is highly dependent on the capabilities and condition of those machines and equipment that are involved in the main technological processes.

Vibromonitoring solves the problem of continuous or periodic monitoring and detection of sustainable changes in controlled vibration parameters.

Vibration monitoring is focused on a long-term forecast of the health of operated machines and equipment.

EMMADIS system structure

The monitoring system is a multi-user local system installed on the enterprise server, which receives and processes information in real time from all VTS-3D vibration and temperature sensors installed on the enterprise equipment.



The equipment condition monitoring system provides continuous monitoring of the vibration levels of this equipment.

Thanks to this, maintenance personnel can quickly respond to changes in indicators and minimize the risks of failure or destruction of parts and assemblies of the controlled object.

Advantages of using [VTS-3D vibration and temperature sensors](#) in the system over analog sensors:

- high noise immunity
- extended functionality
- no need to use secondary converters
- operation in the frequency range up to 5 kHz
- the ability to connect up to 32 sensors in one line
- self-diagnosis

Presence of a status indicator :

- normal operation
- no response from sensor
- warning
- emergency state

Criteria for assessing the vibration state of equipment

Criterion 1: Absolute vibration value

This criterion for assessing the state is associated with the determination of the absolute values of the vibration parameters corresponding to the permissible dynamic loads

Criterion 2: Dynamic changes in vibration parameters

This criterion is based on an assessment of the change in vibration parameter values over time

Technical capabilities of the monitoring system

Controlled characteristics :

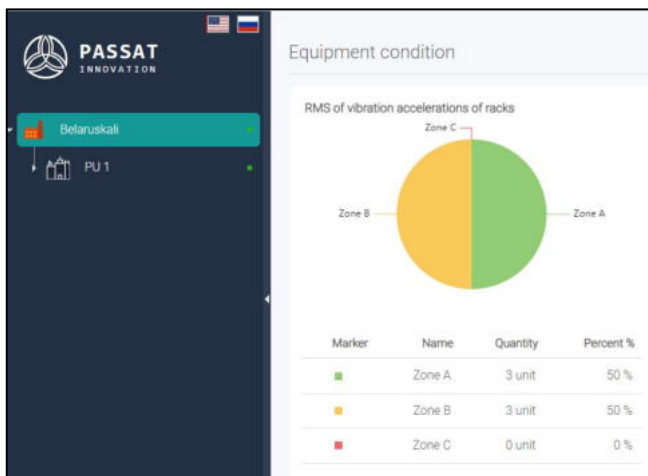
- RMS vibration acceleration
- RMS vibration velocity
- RMS vibration displacement
- peak-factor
- peak-to-peak
- frequency with the high amplitude
- temperature of the equipment casing

Data update rate for all channels once every 10 seconds

Assessment of the vibration state of equipment in general

The maximum absolute value of the vibration parameter obtained as a result of the measurement is compared with the allowable value of the dynamic load corresponding to the boundaries of zones A - D:

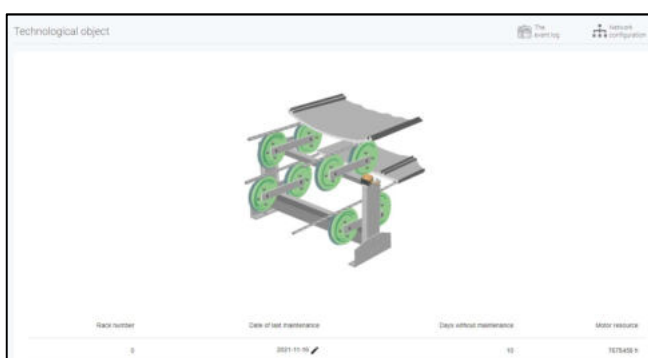
- zone A - «Good»
- zone B - «Acceptable»
- zone C - «Emergency»
- zone D - «Unacceptable»



Assessment of the vibration state of a technological object

Providing information about :

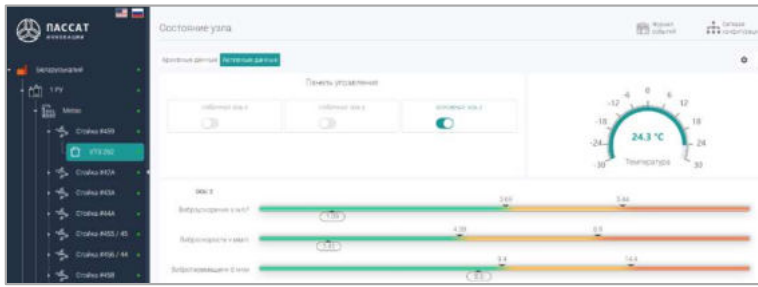
- installation location of vibration and temperature sensor VTS-3D
- object maintenance
- motor resource of the object



Assessing the vibration state of the assembly

Visualization of current values along the axes X, Y, Z:

- RMS vibration acceleration
- RMS vibration velocity
- RMS vibration displacement
- peak-factor
- peak-to-peak
- frequency with the high amplitude
- temperature of the equipment casing



Thresholds are provided: "Warning" and "Danger".
The following tools have been implemented:

- measuring axis selection
- settings for displaying threshold values of vibration characteristics

Visualization of one-third-octave spectra (TOS) of vibration acceleration along one of the axes in the frequency range from 10 Hz to 10 kHz.

The use of one-third octave bands expands the possibilities of monitoring, for example, it allows detecting defects at early stages due to a significant increase in a separate band(s) against the background of a slight increase in the RMS of broadband vibration, and also expands the possibilities for determining the type of defect.



The following tools have been implemented:

- selection of display units (dB, m/s²) of vibration acceleration values on the diagram
- setting the display of threshold values in frequency bands
- compliance of color marking of frequency bands with danger levels, which improves the perception of information staff

Providing detailed information about the events that have occurred

Provision in the "Event Log" of detailed information about the level of danger at the measurement point with reference to time, transitions to zones A - D.

Ability to filter events:

- by date
- by danger level

Level	Date	Object	Source	Description
Warning	5/25/2022, 6:15 AM	VTS 43	system	Transition to the zone B
Warning	5/25/2022, 6:14 AM	VTS 43	system	Transition to the zone A
Warning	5/25/2022, 6:14 AM	VTS 43	system	Transition to the zone A
Warning	5/25/2022, 6:14 AM	VTS 40	system	Transition to the zone B
Warning	5/25/2022, 6:13 AM	VTS 43	system	Transition to the zone A
Warning	5/25/2022, 6:13 AM	VTS 43	system	Transition to the zone B
Warning	5/25/2022, 6:13 AM	VTS 43	system	Transition to the zone A
Warning	5/25/2022, 6:08 AM	VTS 43	system	Transition to the zone B
Warning	5/25/2022, 6:06 AM	VTS 264	system	Transition to the zone A
Warning	5/25/2022, 6:06 AM	VTS 43	system	Transition to the zone A

Visualization of RMS archive data

The user is given the opportunity to do the following:

- averaging the received data over 5, 10, 20, 50, 100 values
- adding warning and danger levels to the chart (for easy monitoring)
- query data selection for the period of interest
- updating data manually
- measuring axis selection
- viewing data along the X, Y, Z axes at the same time
- display of the lack of communication with the sensor
- graph scaling

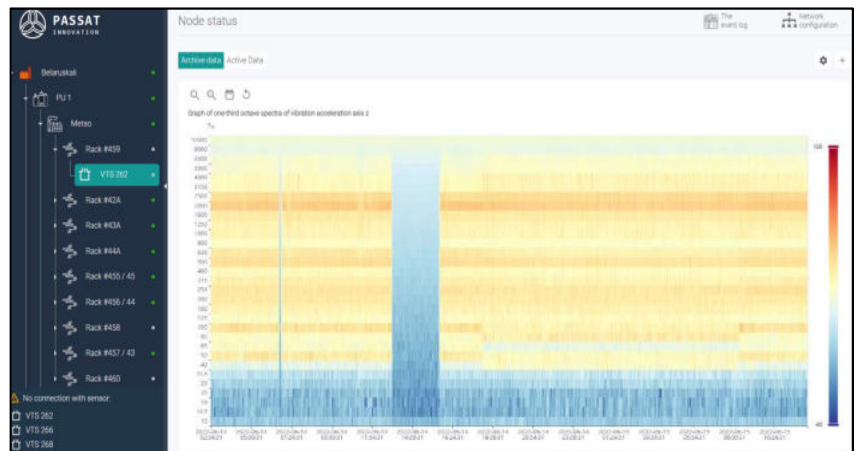


The amount of stored data depends on the technical capabilities of the Customer

Visualization of archived TOC data

The following tools are realized:

- chart scaling
- request for data sampling for the period of interest
- updating data manually
- selection of the range of displayed values
- display of the lack of communication with the sensor

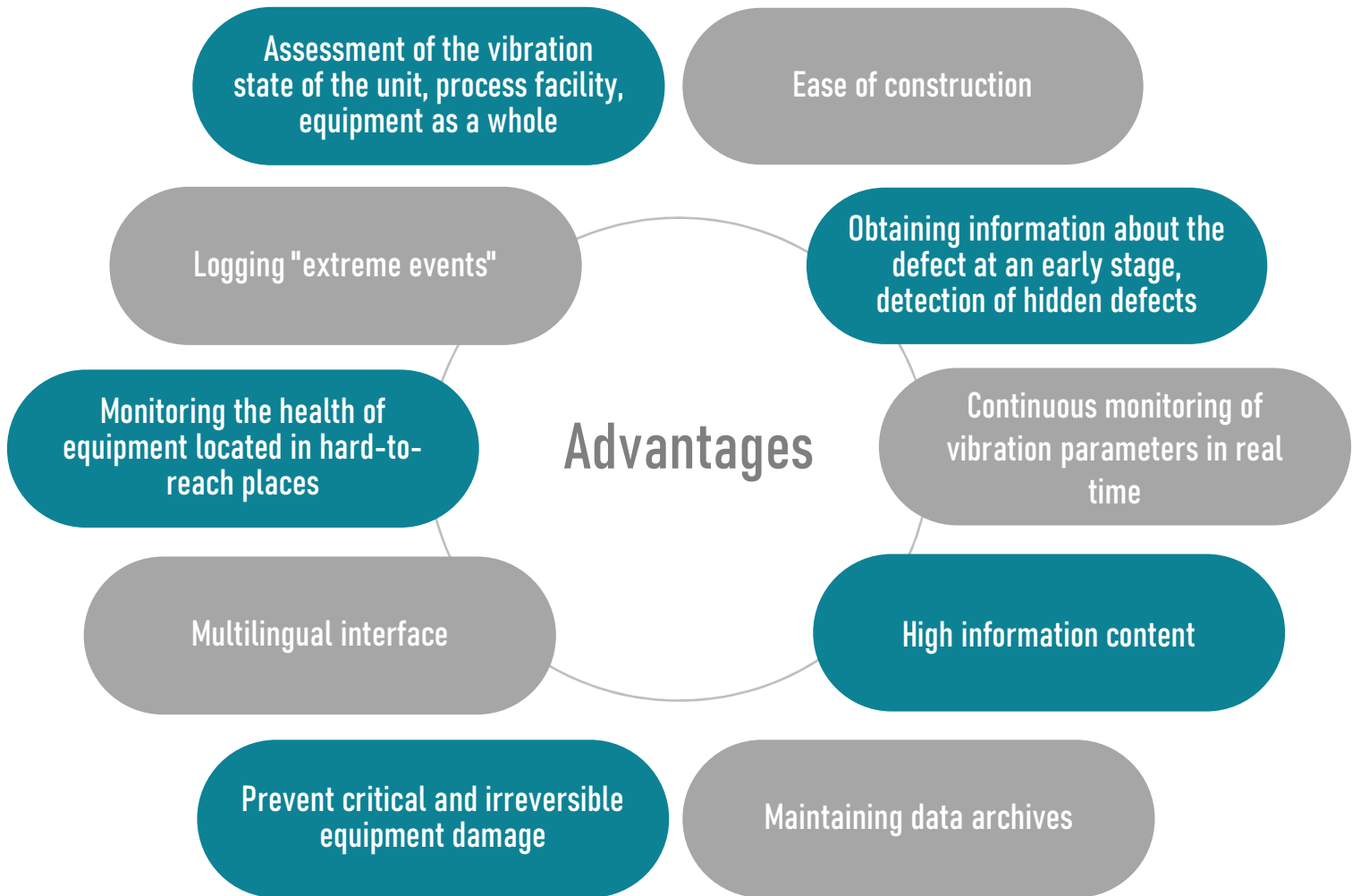


Time Base Displays at Selected Frequency




Detailed analysis of the RMS level of vibration acceleration in a specific frequency band.



Benefits of EMMADIS system



The feasibility of introducing a monitoring system

			
Reduced equipment repair costs	+		
Reducing the cost of repairs due to the timely detection of defects in parts and assemblies	+		
Exclusion of costs for eliminating the consequences of accidents	+		
Reducing financial losses from production downtime	+		
Reduced operating costs by eliminating maintenance work	+		
Increasing the actual overhaul period due to the exclusion of unreasonable scheduled repairs			+
Reduction of standby equipment in individual technological processes		+	
Reducing the amount of repairs		+	

About company

PassatInnovations LLC is a product IT company, a resident of the Hi-Tech Park.

The main area of activity is the development of information and analytical products that allow efficient operation of the production assets of mining and processing enterprises.

PassatInnovations LLC closely cooperates with specialists from mining and chemical enterprises, which allows us to take into account all the wishes and recommendations of the operating personnel.

We provide 24/7 technical support for our products and services.

We are always ready to share our experience and knowledge.

We will be glad to cooperate with you!



Mira av., 12, Soligorsk, Minsk region,
223709, Republic of Belarus
pi@passat-group.by

Sales dep.: +375 44 465 86 10
(Telegram, WhatsApp, Viber)
p.burik@passat-group.by